

SERNA WALL WASHER



Quick Info

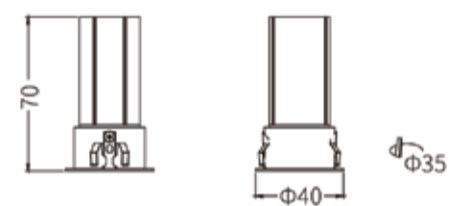
CRI ≥ 90
 3000K, 4000K, 5700K
 Tunable White 2700-6500K
 ON-OFF/ ON-OFF (FLICKER FREE)
 DALI-2 DT6 / DALI-2 DT8/ DALI +
 SDCM<3
 Lens & Reflector
 L70 @50,000h
 Aluminium Die-cast

Type

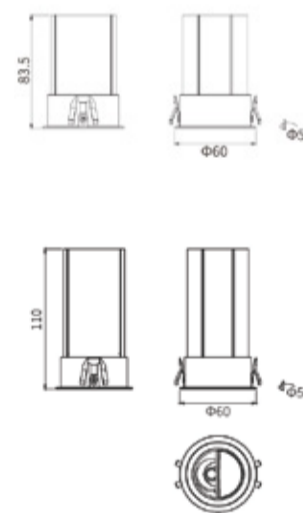
Recessed

Single Line Diagram

Serna Wall Washer 35

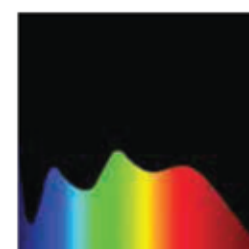


Serna Wall Washre 55



Light Distribution

Direct



CRI ≥ 90/95



TUNABLE WHITE



SERNA WALL WASHER

Serna Wall Washer fixture has:

- Die cast- aluminum Luminaire housing
- Die cast heat sink
- Premium powder coated finish
- COB (Chip on Board) technology
- LED with effective colour rendering
- High efficiency wall washer optics
- Vivid & accurate lighting effect
- Suitable for retail, hospitality & residential application

SERNA WALL WASHER



SERNA WALL WASHER- 35

System Power	Dimension
5W	Outer Dia- 40mm CutoutDia- 35mm Height- 70mm

SERNA WALL WASHER- 55

System Power	Dimension
10W	Outer Dia- 60mm CutoutDia- 55mm Height- 83.5mm
15W	Outer Dia- 60mm CutoutDia- 55mm Height- 110mm

Order Options

CCT (Colour Temperature)

3000K

4000K

5700K

Tunable White 2700K-6500K



CRI

>90

Beam Angle

WALL WASHER

Control

ON-OFF



ON-OFF (FLICKER FREE)



DALI-2 DT6



DALI-2 DT8



DALI+



Mounting

Recessed

Material Colour

RAL As Per Request

Reflector Colour

Chrome